


WINDOW ACCESSORIES

Regency windows feature a generous selection of jamb extensions, brickmoulds and other accessories for the ideal finished look, as well as installation ease in a variety of applications.


PREMIUM VINYL JAMB EXTENSIONS



1-1/4" premium vinyl jamb extension installed in the interior accessory groove gives an overall (OAT) depth of 4-1/2".

3-5/16" premium vinyl jamb extension installed in the interior accessory groove gives an overall (OAT) depth of 6-9/16".


VINYL CLAD WOOD JAMBS



The addition of a vinyl clad jamb extension to the interior of the window allows the depth to be expanded from 4-1/2" to 11-1/4".

Wood jamb in Pine, Oak and paint grade. Jamb extensions are 1-1/4" to 8".


DRYWALL/WOOD RETURNS



Drywall and wood returns will snap into the frame's accessory groove, providing for neat, snug finish between the window and drywall or wood trim. Available in 1/2" and 3/4" sizes.


With the brickmould exterior option and an interior clad jamb extension, the overall depth can be increased to 12-1/2".

COMPOSITE JAMB EXTENSION



The addition of a composite jamb extension to the interior of the window allows the depth to be expanded from 4-1/2" to 9-3/4".

FACTORY-INSTALLED WELDED BRICKMOULD




Factory-installed welded brickmould includes a pre-drilled nailing flange.

J-trim brickmould.

Narrow brickmould.

Renovation brickmould.




Standard brickmould with nailing flange removed for brick and stucco applications.

2" brickmould with nailing flange removed for brick and stucco applications.

2" brickmould with predrilled nailing flange.

NAIL FIN ONLY



Nail fin allows for new construction installation.

ACCESSORIES

- Brickmould (factory installed)
- With or without nailing flange
- 1/2" and 3/4" drywall and wood returns

Jamb Extensions:

- 1-1/4" vinyl jamb extension for 4-1/2" OAT
- 3-5/16" vinyl jamb extension for 6-9/16" OAT
- Variable vinyl jamb extension – up to 7-1/4" OAT
- Composite jamb extension – up to 9-3/4" OAT
- Wood clad jamb extension – up to 11-1/4" OAT
- Wood jambs

SLOPED SILLS

1/2" Sloped Sill

7/8" Sloped Sill

4-1/2" Exterior Extension



The 1/2" and 7/8" sloped sills are available to order with the standard brickmould, 2" brickmould and renovation brickmould.