

The most advanced vinyl
Superior quality
Beauty and performance
Reliability
Energy efficiency




Essex
Swing Patio Door Series



Features



There is nothing quite like a **Sunview Essex Swing Patio Door**. The execution of an uncompromising vision in advanced vinyl. It was conceived to create unmatched performance with the satisfying vistas only a swinging patio door can provide. From its secure five-point locking system to its superior energy-efficient dual-glazed Low-E glass, it's your best choice for quality, design and functionality.



Featuring Monticelli Corner Keys, an innovative technology that improves rigidity & strength.

Multi-point lock



Standard Hardware

A **unique handle set** with integrated key locks. Available in Brushed Nickel, Bright Brass or Oil Bronze.



Sentry Adjustable hinges

provide strength and security. Vertical and horizontal adjustment creates that perfect fit.

Durable Sash

- Reinforced with steel to withstand higher wind loads
- 1" sealed units for optimal thermal performance
- 45° welded corners for superior strength and water resistance

Frame & Panel

- 4^{7/8}" welded frame
- Double perimeter seal for superior air-tightness
- Components easily installed and replaceable
- Inswing or outswing configurations with adjustable hinges

Glazing

Outstanding thermal efficiency is gained by the 1" high-performance glazing found in **Low-E glass** and **Super Spacer®** technology.

Super Spacer®




Multi-point Lock. A heavy-duty, stainless steel locking system which provides **five** locking points on the door frame, comes as standard hardware.

Hardware & Glass Options

Optional Screens

Pleated retractable screens let in the fresh air without the pests. Perfect for those months when the heat and air conditioning are not needed.



Optional Decorative Grills

Internal grills are available in a wide range of design styles with colours that include **Flat Grills** in two-tone, white, brass and pewter, **Georgian Grills** in two-tone and white, and **Pencil Grills** in white, brass and pewter.

Optional Internal Mini-Blinds

- **Fingertip operation**
- **No external cords**
- **No dusting**
- **Low-E glass**

From maximum visibility to complete privacy at the tip of a finger. Slide the lever to raise, lower or tilt the mini-blinds which are sealed between the insulated glass unit ensuring complete maintenance-free operation.

Only available in certain sizes - 39³/₈" x 79¹/₂" or 77³/₈" x 79¹/₂"



Raise and lower operation lever

Optional Frame and Sash

- 1¹/₄", 2", or 3³/₈" frame extensions
- 4¹/₂" sill plate
- Brick mold

Optional Exterior Colours

Sunview Patio Doors boast a wide range of colour options that feature a finish which is UV stable, has a superior adhesion process and is impact resistant.




Specifications

Dimensions Door/Panel Configurations and Finished Sizes **IN-SWING**

For **Out-Swing** Doors deduct 5/8" from the In-Swing frame size (Height only)

1 Panel In-Swing
30 1/2" W x 79 1/2" H or 95 1/2"
33 3/8" W x 79 1/2" H or 95 1/2"
36 1/2" W x 79 1/2" H or 95 1/2"
39 3/8" W x 79 1/2" H or 95 1/2"

2 Panel In-Swing
59 1/2" W x 79 1/2" H or 95 1/2"
65 3/8" W x 79 1/2" H or 95 1/2"
71 1/2" W x 79 1/2" H or 95 1/2"
77 3/8" W x 79 1/2" H or 95 1/2"



Performance Essex In-Swing Door Series meets **NAFS/Class R-PG35**-Type SHD

Standard	Air Leakage	Water Penetration Resistance	Design Pressure
AAMA/WDMA/CSA101/1.S.2/A440-11 A440S1-09	A3 - 0.3 L/s.m ²	260 Pa (5.43 psf)	±2880 Pa (±60.15 psf)

Distributed by:



Our products meet the ENERGY STAR® program guidelines to help protect the environment through superior energy efficiency.