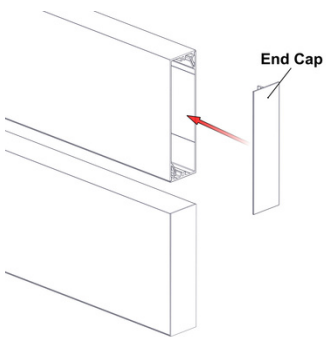
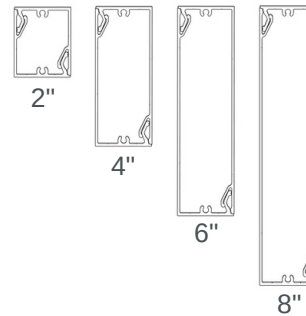
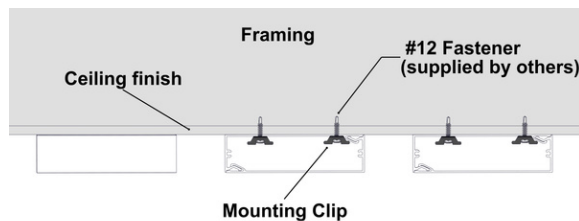


INTREPID BEAM CEILING SYSTEM

TYPICAL ISOMETRICS



TYPICAL SECTIONS



PROFILES

1-5/8" X 2", 4", 6", 8"
Standard lengths: 24'

COMPONENTS

End Caps, Mounting Clips.

ATTACHMENT

Fasten w. #12 screws* @ 6' o.c.
using mounting clips. (*Not included)
△ See install guide for details.

FINISHES

Woodgrains, solid colors, naturally aged metals, special order.
Custom solid color matching available (additional lead times apply).

BIM & CAD

RVT & DWG files available, see
our website for details.

LEAD TIME

Most Popular Finishes
-ready to ship within 1 week
Additional Finishes
-ready to ship within 14 weeks

TECHNICAL SPECIFICATIONS

PHYSICAL DATA

6063-T5 Extruded Aluminum
100% Recyclable
Warranty: Finish:15 year (standard)/20 year* (ultra) (*10 week lead time);
Aluminum: 50 year
Weight (lbs/lf): 0.93 (2"); 1.3 (4"); 1.5 (6"); 1.9 (8")

TESTING

ICC-ESR 4183 Evaluation Report - Division: 05 00 00 - METALS
• Section: 05 50 00 - Metal Fabrications
CAN/ULC S102
CAN/ULC S114

LARR - Los Angeles Department of Building Safety (LADBS) accepts ICC-ES reports as proof of compliance

WUI (The Wildland-Urban Interface) – California Department of Forestry & Fire Protection Office of the State Fire Marshal Listing No. 8140-2286:0500



Fire Rating: Class A Non-Combustible by ASTM E136 & ASTM E84



Acoustical Rating with insulation: NRC up to 0.80



Light reflectance (LRV): Up to 73.2% (Ultra White)



info@longboardproducts.com
longboardproducts.com
800 604 0343