

Novatech®

2900 Hybrid

Aluminum/Vinyl Series



All framing constructed with superior thermal performance

Exterior aluminum strength with a warm vinyl interior

Narrow sight lines maximize view

Slim frames complement modern architectural styles

Durable factory-applied colour options

Easy to install pre-fabricated knockdown kits

Frame depths 5⁷/₈" with optional extensions

EFFICIENCY. QUALITY. HIGH VALUE.

2900 Hybrid Aluminum/Vinyl Series

The 2900 Hybrid Series Aluminum/Vinyl Patio Door

Innovative **2900 Hybrid Series** patio doors offer superior thermal and structural advantages. They provide a level of performance unparalleled in aluminum sliding doors. Enjoy lower maintenance with Novatech-engineered quality, styling and beauty. Plus, enhanced insulation helps conserve energy and helps your heating bills in cold weather. Aluminum doors also play a vital role in controlling temperatures in the summer.

Choose the **2900 Hybrid Series** patio door for strength, lasting value, improved thermal technology, and a wide range of flexible configurations.



Performance

- U-factor of 1.02 W/m².K (0.18 Btu/hr.ft².°F) with triple-glazing and argon fill
- Standard dual glazed product meets Energy Star® Zone 1,2
- Meets the structural performance requirements at DP 80 (±3840 Pa)
- Provides water resistance at 580 Pa (12 psf) equal to driving rain at 115 Km/h (71 mph)

Features and Options

Elegant heavy duty screen

Pocket covers on interior,
exterior jambs and sill

1" or 1³/₈" insulated glass

Single-point locking system

Whisper quiet rollers

Multi-chamber frame and sill

5⁷/₈" frame and sill

Mechanical frame and sash

Hardware Options

Stylish white or black contemporary handles with a single-point lock come standard. Optional twin-point key locks, and a satin nickel handle finish are also available.



White
Finish



Satin Nickel
(Optional)




Black
Finish



Standard
single-point
locking
system

Optional Security Locks



Two Position Kick Locks mount on the bottom of the operating door. Used as secondary lock. Available in white, beige or brown.



Guardian Locks mount on the top of the operating door; security bolt locks into the frame. Available in white, beige or brown.



Folding Security Bars mount on the fixed side of the door frame and swing down to stop the door from operating.

Optional Exterior Colours

Novatech patio doors boast a wide range of exterior colour options that feature a durable finish that is also UV stable.



Insulating Glass

One-inch tempered sealed insulating glass, or upgrades to 1³/₈" triple-glazed argon-filled Low-E coated glass for greater energy performance and cold climate condensation resistance. Colour tinted or reflective glass meets the most demanding architectural specifications.

Super Spacer[®]



Stays cool in summer

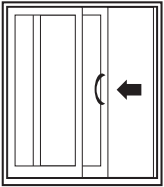
Stays warm in winter

2900 Hybrid

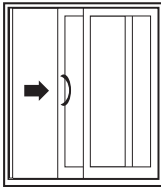
Aluminum/Vinyl Series

Dimensions Door/Panel Configurations and Finished Sizes (Exterior view)

2 Panels

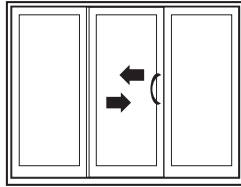


OX-Slide Left

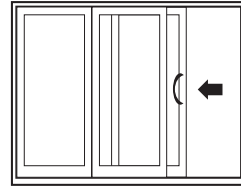


XO-Slide Right

3 Panels

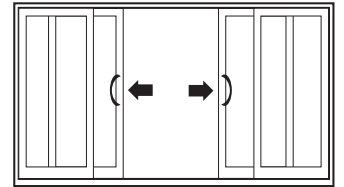


OXO-Slide R to L or OZO-Slide L to R



XOO-Slide R or OOX Slide L

4 Panels



OOXO-Slide R and Slide L from Centre

Product Code	Frame Size
50610	59 x 81¹/₂
60610	71 x 81¹/₂
80610	95 x 81¹/₂

Product Code	Frame Size
76610	88¹/₂ x 81¹/₂
90610	106¹/₂ x 81¹/₂
120610	142¹/₂ x 81¹/₂

Product Code	Frame Size
76610	86⁷/₈ x 81¹/₂
90610	104⁷/₈ x 81¹/₂
12010	140⁷/₈ x 81¹/₂

Product Code	Frame Size
100610	117 x 81¹/₂
120610	141 x 81¹/₂
160610	189 x 81¹/₂

Performance 2900 Hybrid Patio Door meets NAFS/Class R-PG80 Type SD

Standard	Air Leakage	Water Penetration Resistance	Design Pressure
AAMA/WDMA/CSA 101/I.S.2/A440-11	A3	580 Pa (12 psf)	±3840 Pa (80.20 psf)

Distributed by:

Novatech®



Most of our products meet the ENERGY STAR® program guidelines to help protect the environment through superior energy efficiency.