



# REGENCY<sup>®</sup> 400 SERIES

CUSTOM HIGH-PERFORMANCE VINYL WINDOWS

NEXT-GENERATION ENERGY EFFICIENCY





*Our windows*  
**OUR  
WINDOWS...**  
*your peace*  
**YOUR PEACE  
OF MIND**  
*of mind*

Visually exciting and powerfully built, Gentek windows will dramatically heighten the style and comfort of your home. Equally important, they will deliver true peace of mind that you have chosen an energy-efficient replacement window from a respected manufacturer. Pride in our products and craftsmanship are at the heart of our commitment to quality. It's what makes our windows among the best in the industry and our service second to none.

Gentek windows are custom-made to your exact specifications and backed by decades of window manufacturing expertise. Engineering, innovation, rigorous testing and stringent quality control are just a few ways that we turn cutting-edge technology into superior windows and satisfied customers. When you choose Gentek windows for your home, you can be assured of the highest levels of performance, beauty and value.



# REGENCY® 400 SERIES

## CUSTOM VINYL REPLACEMENT WINDOWS

Energy-engineered Regency 400 Series replacement windows are expertly crafted to increase the energy efficiency<sup>1</sup> of your home and reduce energy costs. The ultra-efficient design features an extra-strong 4-1/2" thick fusion-welded frame with the sash positioned closer to the interior part of the wall for improved thermal performance. Multi-chamber construction, triple-layer weatherstripping, insulating glass technology and fusion-welded sashes together provide a powerful barrier against energy loss.

### SUPERIOR PERFORMANCE IS INHERENT IN THE DESIGN

With meticulous attention to every detail, Regency 400 Series merges timeless beauty with innovative technology to achieve superior energy efficiency, enduring style, easy upkeep and excellent value.

### ORIGIN III

#### *Vinyl Technology*

Strength and style are equally integrated in our Origin III premium vinyl. Highly durable and virtually maintenance-free, the vinyl composition also is formulated for low thermal conductivity, which makes it ideal for window manufacturing. Featuring a crisp white colour through and through, the vinyl won't rot, split, corrode or pit like painted wood windows and won't swell or warp from exposure to moisture. Your windows will keep their beautiful appearance season after season, year after year.



Origin III's premium vinyl composition combines style and strength with enhanced thermal performance.

### IntegraWeld

#### *Fusion Welding*

Our IntegraWeld Fusion Welding method produces full-contact welding points for every masterframe and sash corner, resulting in superior strength and a clean, low-spread finished appearance. And, unlike mechanically fastened windows, Regency 400 Series window corners will not work loose or leak air or water.



Accommodating a variety of installation methods, Renovation MasterFrame 400 features a 4-1/2" thick frame for increased energy efficiency and aesthetic appeal.

#### *Renovation*

### MASTERFRAME 400

The extra-strong 4-1/2" thick (nominal) masterframe on Regency 400 Series windows works double time: it fortifies the structural integrity of the window and accommodates a variety of installation methods and architectural styles.

### InnerSet Sash

#### *Interior Wall Position*

Regency 400 Series has the inside track on energy savings! The innovative window construction positions the sash in the insulated part of the wall, closer to the interior, for improved thermal performance.



The multi-point locking system on our casement windows combines weathertight protection, easy operation and timeless style.

### MAXUM33

#### *Steel Sash Reinforcement*

Our Maxum33 steel sash reinforcement provides extra strength at the sash meeting rails to help prevent flexing during heavy winds – a valuable component especially during harsh Canadian weather.

### Multi-Point

#### *Locking System*

Integrating design innovations with everyday practicalities, this multi-point hardware system is precision-engineered for smooth and reliable window operation. The sleek and stylish locks hold up to 400 lbs. per lock point and are resistant to insect and light infiltration, further enhancing the trouble-free functionality of your windows.



# PREVENT ENERGY LOSS WITH ULTRA-EFFICIENT GLASS TECHNOLOGY

Windows are roughly 80% glass, so it's essential to choose a glass system that provides insulation from challenging weather yet allows the warmth and beauty of natural light to shine through.



## ENERGYPLUS™ GLASS – DESIGNED FOR NORTHERN CLIMATES

Our EnergyPlus glass is specially formulated with insulating properties that provide superior energy savings. The precision-engineered Low-E (low-emissivity) glass retains heat inside the home during cold winter months. Combined with Super Spacer® technology and insulating gas,<sup>2</sup> EnergyPlus can achieve an excellent Energy Rating (ER) for reduced energy use.

Regency 400 Series windows are available with a variety of EnergyPlus and Solar Shield insulated glass packages to meet the latest ENERGY STAR® performance requirements.

ENERGY STAR is the mark of high-efficiency products in Canada, and windows earning this distinction must meet strict technical specifications for energy-efficient performance. As one of the best choices for reducing heat loss, ENERGY STAR-certified Regency 400 Series windows can help you save money by cutting your annual heating and cooling energy bills.



See your Gentek representative for an energy-efficient glass package for your home and climate conditions.

## ENERGYPLUS ADVANTAGES

- Reduces energy costs by retaining heat inside the home, especially during severe Canadian winters
- Helps maintain a more consistent in-door climate
- Ensures even larger windows are more energy efficient

## BEAUTIFUL CLARITY AND NATURAL LIGHT FOR A MORE BALANCED, COMFORTABLE INTERIOR

Increased visible light transmission\*



Allows increased visible light transmission to brighten the home's interior.

Additional solar heat allowed in\*



Lets in more of the sun's heat to warm the home naturally in winter months.

Significantly more heat retained\*



Improves insulating performance significantly over double clear glass.

\*Results achieved by testing a whole window.

## CUSTOMIZE YOUR WINDOWS

Choose the best glass package to meet the specific climate conditions of your area. Double- or triple-glazed units with the Super Spacer structural foam spacer will provide superior energy efficiency, comfort and value.

## ENERGYPLUS QUATTRO GLASS PACKAGES



- Ultra-efficient, double-glazed system can achieve triple-glazed Energy Rating (ER) glass performance.
- Meet new ENERGY STAR requirements; exceptions may occur when certain options are ordered.
- Two surfaces of Low-E technology; reflects heat back into the home interior and significantly increases the ER value.

## ENERGYPLUS GLASS PACKAGES

- Double-glazed EnergyPlus glass units (which are standard on Regency 400 Series windows) feature one surface of Low-E glass, insulating argon gas and the Super Spacer structural foam spacer for an excellent ER.

## SOLAR SHIELD GLASS PACKAGES

- Feature increased solar control to help create consistent indoor temperatures in regions with hot summers and cold winters.
- Block significantly more unwanted solar energy than standard clear glass and dark tinted glass, resulting in less air-conditioning use.





The Super Spacer non-metal spacer provides the highest resistance to conduction and eliminates metal-to-glass contact and conduction.

### SUPER SPACER NON-METAL SPACER DESIGN SYSTEM

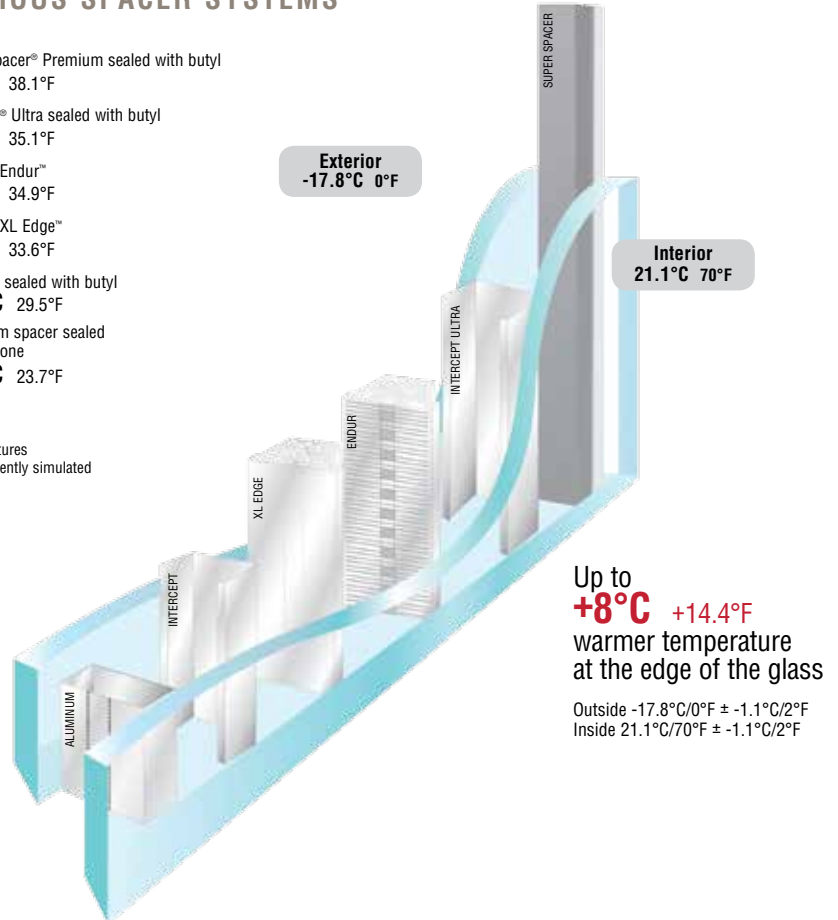
Another key component to a window's energy efficiency is the spacer system. A spacer creates an insulating air space between the panes of glass, which functions as a thermal barrier. Many windows are constructed with a metal spacer between the panes to give the glass unit structural stability. However, the metal edges conduct cold from the outside of your home at a rate up to 120% higher than at the centre of the glass area. This can create condensation problems at the window edge, damaging woodwork and draperies.

Regency 400 Series windows combine a structural foam spacer with a seal of hot melt butyl to create a "warm," low-conductive edge. When correctly installed, Regency 400 Series windows with the Super Spacer system can reduce condensation, provided that proper air circulation and humidity levels are maintained in the home.<sup>†</sup> In addition, the Super Spacer design minimizes the subtle movement of glass panes caused by changes in temperature – helping to prevent seal failure and reducing the stress on the glass.

### COMPARISON OF GLASS EDGE TEMPERATURES AMONG VARIOUS SPACER SYSTEMS<sup>††</sup>

- Super Spacer® Premium sealed with butyl  
**3.4°C** 38.1°F
- Intercept® Ultra sealed with butyl  
**1.7°C** 35.1°F
- Cardinal Endur™  
**1.6°C** 34.9°F
- Cardinal XL Edge™  
**0.9°C** 33.6°F
- Intercept sealed with butyl  
**-1.4°C** 29.5°F
- Aluminum spacer sealed with silicone  
**-4.6°C** 23.7°F

Temperatures independently simulated



Up to  
**+8°C +14.4°F**  
warmer temperature  
at the edge of the glass

Outside -17.8°C/0°F ± -1.1°C/2°F  
Inside 21.1°C/70°F ± -1.1°C/2°F

### CHECK THE NFRC LABEL

To compare the energy-saving performance of one window to the next, take a look at the NFRC label. The National Fenestration Rating Council (NFRC) is a non-profit industry organization that is committed to providing accurate, fair and reliable testing data to help consumers, architects and builders compare the energy performance of window and door products. The lower the U-factor (also known as U-value), the less energy you'll need to heat your home. The lower the Solar Heat Gain Coefficient (SHGC), the more you'll conserve on air-conditioning.

 <b>Gentek Building Products</b> Model 3J10A – PVC Window Double glazing Argon Low E + Foam spacer CPDF G17c-A-107-00483-00001	
<b>ENERGY PERFORMANCE RATINGS</b>	
U-Factor <b>1.65</b> (Metric) <b>0.29</b> (US)	Solar Heat Gain Coefficient <b>0.50</b>
<b>ADDITIONAL PERFORMANCE RATINGS</b>	
Visible Transmittance <b>0.57</b>	Air Leakage <b>≤1.50</b> (Metric) <b>≤0.30</b> (US)
<small>Manufacturer information: These ratings conform to applicable NFRC procedures for determining window product performance. NFRC ratings are determined for a standard environmental condition, and a product's performance may vary due to measurement or product differences not covered by the standards of any product for any specific use. Consult manufacturer's literature for other product performance information. www.nfrc.org</small>	



<sup>†</sup>For more information, please see *Your Guide to Common Household Condensation* at [gentek.ca](http://gentek.ca).

<sup>††</sup>Simulations sponsored by Quanex Building Products and performed by WSP Canada Ltd. using Window 7.4 and Therm 7.4, according to NRFC 100-2014 and NRFC 200-2014. All models were 1200 x 1500 mm (approx. 48" x 60") and NFRC-2010 conditions -0°F outside, 70°F inside – were used for all simulations. Low-E glass for double-pane IG was Cardinal Low-E2 270; Low-E glass for triple-pane IG was Cardinal Low-E3 366. All air spaces 0.500" wide, with 90% argon fill. Doubles were modeled as IG units only and in Mikron 1400 series SSTDH; triples were modeled as IG only and in Mikron 10700 (EnergyQuest) series SSTDH. Secondary sealant materials and depths are as listed. Temperature values shown are from modeling results, and were measured at the sightline (SL) and at 0.5" above the sightline (SL+1/2"). Super Spacer is a registered trademark of Quanex Building Products. Intercept is a registered trademark of Vitro Architectural Glass. XL Edge and Endur are trademarks of Cardinal Glass Industries. [QB17M00614] Spacer performance results courtesy of Quanex Building Products. Simulation is within limits of experimental errors and the values may vary from actuals. The above glass edge temperature data and various spacer systems may not pertain directly to the Regency 400 Series window offering and is for reference only.

# DOUBLE HUNG AND SINGLE HUNG WINDOWS

Traditional beauty takes the lead in our double hung and single hung windows. The crisp corners and symmetrical lines of this time-honored design merge with modern technology to give your home an attractive window system that's energy efficient and strong. Double hung windows also offer the added benefit of easy upkeep – both sashes tilt in for convenient cleaning from inside your home.




The sleek exterior frame showcases the classic beauty of the iconic double hung and single hung windows.



The positive action lock (PAL) ensures easy operation. A simple movement of the locking tab allows the sash to move freely; the PAL system locks automatically when the window is closed.



Contoured tilt latches and sash vent stops.



## SINGLE HUNG WINDOWS

Regency 400 Series windows also are available in a popular single hung style, which features a tilt-in bottom sash only.

# REGENCY® 400 SERIES

CUSTOM VINYL REPLACEMENT WINDOWS



## PRECISION-ENGINEERED FOR SUPERIOR QUALITY AND ENERGY SAVINGS

- 1 Hidden exterior accessory groove on the frame and an integrated 1/2" or 3/4" J-channel for installation clip.
- 2 Sash vent stops limit opening to 4".
- 3 Tilt-in sashes allow for easy cleaning of the glass from inside the home (double hung style).
- 4 Steel-reinforced interlock on larger windows with two locks and keepers for a snug fit and increased durability.
- 5 Double-glazed 7/8" thick (nominal) insulated glass units featuring advanced Super Spacer warm-edge design create an effective thermal barrier to restrict the transfer of heat and cold; EnergyPlus glass (soft-coat Low-E and argon gas) offers enhanced energy-efficient technology.  
**Triple-glazed 1-3/8" thick (nominal) insulated glass unit option for even greater thermal efficiency year-round.**
- 6 Full-width lift rails for easy operation.
- 7 Standard pocket sill (welded).
- 8 IntegraWeld fusion-welded frame (4-1/2") and sash corners add extra structural strength and increase precision in the frame and sash.
- 9 Easy-lift constant force balance system ensures smooth and easy sash operation.

## ADDITIONAL FEATURES

- Premium vinyl frame and sashes never need painting and will not rust, peel or corrode.
- Tilt-in top and bottom sashes allow convenient cleaning from inside the home (double hung style).
- Full range of vinyl, composite and wood jamb extensions available.
- Colour-coordinated full screen included.
- For ease of installation, available with an 1-1/4" PVC nailing flange (optional).



Optional 1-1/4" nailing flange.

# SLIDER WINDOWS

Let the sunshine in! With its clean-line design and unobstructed glass area, slider windows make it easy to enjoy a beautiful outdoor view. Expertly crafted sashes are precision-built for smooth and reliable horizontal gliding action, and lift out for easy cleaning.<sup>3</sup>



Built for long-lasting wear and tear, slider windows glide horizontally to open and close.



Each slider window operating lift-out sash features two sets of solid-brass tandem rollers to ensure effortless window operation.



The positive action lock (PAL) ensures easy operation. A simple movement of the locking tab allows the sash to move freely; the PAL system locks automatically when the window is closed.



Sash vent stops allow fresh air ventilation.





# REGENCY® 400 SERIES

CUSTOM VINYL REPLACEMENT WINDOWS



## PRECISION-ENGINEERED FOR SUPERIOR QUALITY AND ENERGY SAVINGS

- 1 Hidden exterior accessory groove on the frame and an integrated 1/2" or 3/4" J-channel for installation clip.
- 2 Full-height pull rails for easy operation.
- 3 Double-glazed 7/8" thick (nominal) insulated glass units featuring advanced Super Spacer warm-edge design create an effective thermal barrier to restrict the transfer of heat and cold; EnergyPlus glass (soft-coat Low-E and argon gas) offers enhanced energy-efficient technology.

**Triple-glazed 1-3/8" thick (nominal) insulated glass unit option for even greater thermal efficiency year-round.**

- 4 Steel-reinforced interlock on larger windows with two locks and keepers for snug fit and durability.
- 5 IntegraWeld fusion-welded frame (4-1/2") and sash corners add extra structural strength and increase precision in the frame and sash.
- 6 Operating sash features two sets of solid brass tandem rollers to ensure smooth operation.



6 Solid brass tandem rollers.

## ADDITIONAL FEATURES

- Premium vinyl frame and sashes never need painting and will not rust, peel or corrode.
- Full range of vinyl, composite and wood jamb extensions available.
- Sash vent stops limit opening to 4".
- Colour-coordinated full screen included.
- For ease of installation, available with an 1-1/4" PVC nailing flange (optional).



Optional 1-1/4" nailing flange.

# CASEMENT WINDOWS

With casual elegance, our casement windows create a distinctive focal point of quality and comfort. The refined craftsmanship masterfully combines a strong, weathertight construction with classic casement details, including a handsome easy-touch crank handle that gently glides the outward opening of the sash.



Single-lever, multi-point locking system.



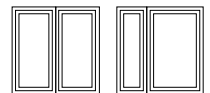
Functional and durable high-performance operating mechanism.



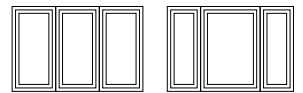
Attractive fold-down handle with nesting cover.

Casement windows complement a variety of architectural aesthetics, from modern to traditional.

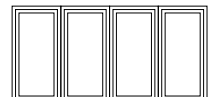
2-Lite T-Mull




3-Lite T-Mull



4-Lite T-Mull



5-Lite T-Mull





## Structural T-Mull Casement Windows

Casements are available in 2-lite, 3-lite, 4-lite and 5-lite T-mull horizontal configurations. The structural mullion attaches directly to the rough opening, delivering increased strength and stability to the finished installation, even for larger window sizes. Expansive window walls can be created by combining casements, casement fixed windows and awnings.



## PRECISION-ENGINEERED FOR SUPERIOR QUALITY AND ENERGY SAVINGS

- 1 Concealed hinges open 90 degrees (on windows 16" wide or more); exterior glass is easy to clean from inside.
- 2 Hidden exterior accessory groove on the frame and an integrated 1/2" or 3/4" J-channel for installation clip.
- 3 Multi-point locking system.
- 4 Double-glazed 7/8" thick (nominal) insulated glass units featuring advanced Super Spacer warm-edge design create an effective thermal barrier to restrict the transfer of heat and cold; EnergyPlus glass (soft-coat Low-E and argon gas) offers enhanced energy-efficient technology.

**Triple-glazed 1-3/8" thick (nominal) insulated glass unit option for even greater thermal efficiency year-round.**

- 5 Heavy-duty operating hardware crank ensures a tight fit for easy operation.
- 6 IntegraWeld four-point fusion-welded corners add structural strength and increase precision in the frame and sash.



## ADDITIONAL FEATURES

- Premium vinyl frame and sash never need painting and will not rust, peel or corrode.
- Spring bottom-loaded screen design (no pins or tabs) for a snug fit and easy removal and replacement from the interior.
- Full range of vinyl, composite and wood jamb extensions available.
- For ease of installation, available with an 1-1/4" PVC nailing flange (optional).



Optional 1-1/4" nailing flange.

# AWNING WINDOWS


The versatile awning window can transform any room with timeless style and refreshing ventilation. Opening up and out with a convenient crank handle, awning windows pair beautifully with picture windows or architectural shapes to make a larger window design.



Awning windows can be combined with fixed lites to create a larger window group that offers ventilation.



Dual jamb locks seal the window tight.



Heavy-duty operating hardware.



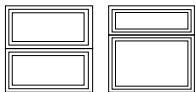
Attractive fold-down handle with nesting cover.



### Structural T-Mull Awning Windows

Awning windows also are available in 2-lite T-mull vertical configurations. The structural mullion attaches directly to the rough opening, delivering increased strength and stability to the finished installation, even for larger window sizes. Expansive window walls can be created by combining awnings, casements and fixed casement windows.

2-Lite T-Mull Awning



### PRECISION-ENGINEERED FOR SUPERIOR QUALITY AND ENERGY SAVINGS

- 1 IntegraWeld four-point fusion-welded corners add structural strength and increase precision in the frame and sash.
- 2 Hidden exterior accessory groove on the frame and an integrated 1/2" or 3/4" J-channel for installation clip.
- 3 Double-glazed 7/8" thick (nominal) insulated glass units featuring advanced Super Spacer warm-edge design create an effective thermal barrier to restrict the transfer of heat and cold; EnergyPlus glass (soft-coat Low-E and argon gas) offers enhanced energy-efficient technology.  
**Triple-glazed 1-3/8" thick (nominal) insulated glass unit option for even greater thermal efficiency year-round.**
- 4 Multiple lock points on awnings over 21" in height.
- 5 Heavy-duty operating hardware crank ensures a tight fit for easy operation.

### ADDITIONAL FEATURES

- Premium vinyl frame and sash never need painting and will not rust, peel or corrode.
- Spring bottom-loaded screen design (no pins or tabs) for a snug fit and easy removal and replacement from the interior.
- Full range of vinyl, composite and wood jamb extensions available.
- For ease of installation, available with an 1-1/4" PVC nailing flange (optional).



Optional 1-1/4" nailing flange.

# PICTURE AND ARCHITECTURAL SHAPE WINDOWS

Whether you want to create a dramatic wall of glass or a distinctive element of style – our picture and architectural shape windows will achieve visual excitement with custom appeal. Each window is superbly crafted for enduring beauty and performance to shield your home from inclement weather while infusing the interior with the welcoming ambiance of natural light.

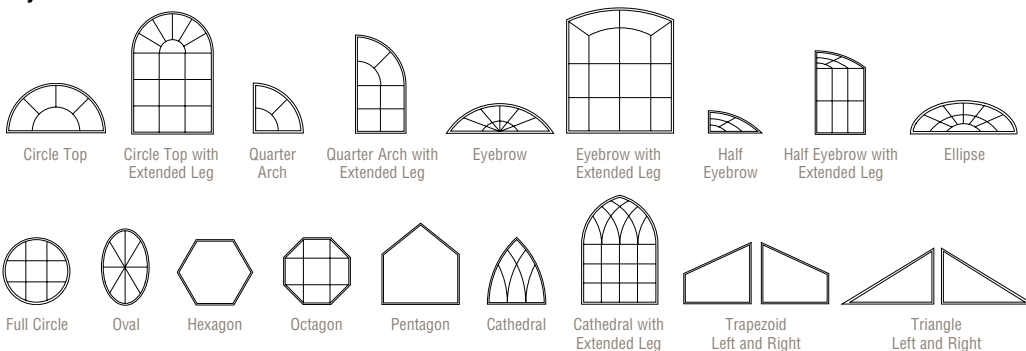


## PRECISION-ENGINEERED FOR SUPERIOR QUALITY AND ENERGY SAVINGS

- IntegraWeld four-point fusion-welded corners add structural strength and increase precision in the frame construction.
- Inner and outer accessory grooves for optional finishing accessories.
- Double-glazed 7/8" thick (nominal) insulated glass units featuring advanced Super Spacer warm-edge design create an effective thermal barrier to restrict the transfer of heat and cold; EnergyPlus glass (soft-coat Low-E and argon gas) offers enhanced energy-efficient technology.
- **Triple-glazed 1-3/8" thick (nominal) insulated glass unit option for even greater thermal efficiency year-round.**

## ADDITIONAL FEATURES

- Premium vinyl frame never needs painting and will not rust, peel or corrode.
- Combine with awning windows to add ventilation to a larger window group.
- A variety of vinyl and wood jamb extensions are available.
- For ease of installation, available with an 1-1/4" PVC nailing flange (optional).



Optional 1-1/4" nailing flange.

# DECORATIVE OPTIONS

## FRAME COLOURS

Regency 400 Series windows are available in Nordic White, with the extruded colour formulated throughout the vinyl sashes and mainframe for long-lasting beauty. Or choose from our 20 standard paint colours that are beautiful, durable and affordable. Window interiors are extruded Nordic White; an optional Black painted interior finish also is offered.<sup>4</sup>

Nordic White – extruded	Canyon Clay 510	Dover Gray 536	Commercial Brown 562
Cream 492	Pebble 559	Storm 570	Espresso 5P3
Almond 532	Brownstone 571	Slate 523	Graphite 5P5
Maize 502	Dark Drift 557	Windswept Smoke 506	Iron Ore 5P6
Wicker 538	Sable 547	Chestnut Brown 554	Black 525

## CUSTOM PAINT COLOURS

Regency 400 Series windows can be custom painted to match any of Gentek's exterior trim colours, allowing you to achieve a truly upscale appearance for your home. The interior colour is extruded Nordic White, or choose an optional Black painted interior finish.<sup>4</sup>



## INTERIOR GRIDS

Interior grids will further enhance the appearance of your windows. Flat and Rectangular grids are available in Nordic White and Pewter. All grids are enclosed within the insulated glass unit for easy cleaning. Please see your dealer for specific options.

### GRID PATTERNS



Colonial

Perimeter

Double Perimeter

### Decorative Grid Pattern Options:

Colonial, Perimeter and Double Perimeter grid patterns are available in Flat and Rectangular grids.

### GRID PROFILES



Nordic White Flat

Pewter Flat

Nordic White Rectangular

Pewter Rectangular

### Painted Grids

Flat painted grid exteriors are available in Commercial Brown, Pebble, Maize, Black, Wicker Flatstock, Sandalwood, Chestnut Brown, Storm, Windswept Smoke, Sable, Sandstone and Iron Ore. (Grid interior colour is Nordic White.)

## PRIVACY GLASS OPTIONS

Obscure or opaque-looking glass offers privacy for bathrooms and other areas while allowing an infusion of natural light. Choose from our three glass designs.

The glass images are created through lithographic process. Please make final glass selection by viewing actual glass samples.



Obscure

Niagara

Gluechip

## WINDOW ACCESSORIES

### Vinyl Clad Wood Jamb

The addition of a vinyl clad jamb extension to the interior of the window allows the depth to be expanded from 4-1/2" to 12-1/8".

### Wood and Composite Jamb

Available in Pine and pre-primed paint grade; jamb extensions are 5" to 10". Composite jamb extensions also are offered for a minimum depth of 1" and maximum of 6-1/8".

### Drywall/Wood Returns

Drywall and wood returns will be built into the frame providing for a snug fit between the window and the drywall or wood. Fits with 1/2" or 3/4" sizes. With the brickmould exterior option and an interior clad jamb extension, the overall depth can be increased to 13-3/8".

### Factory-Installed Welded Brickmould

- 1-3/8" BM Snap On with flex – no fin.
- 1/2" BM Snap On with flex – no fin.
- 1-3/8" Integrated BM – with fin (casement and casement T-mull).


### Integrated Brickmould

Casement windows are available with a 5-3/4" frame including a 1-3/8" integrated brickmould. This is beneficial for applications requiring increased strength and security.



### Simulated Divided Lite

Available in 3/4" and 2" grille widths in Nordic White and our full selection of painted colours. (Interior colour is Nordic White.)



## GREENER PRODUCTS FOR A BETTER WORLD

Conserving energy, reducing waste and recycling materials are just a few ways we can all work together to leave a smaller environmental footprint. As good neighbors to each other and the earth, today's homeowners are happily choosing green.

Built with environmental stewardship in mind, our Regency 400 Series windows are precision-engineered to deliver superior energy efficiency and help reduce the consumption of fossil fuels for heating and cooling homes. Using less energy to heat and cool your home not only saves money, it can reduce your home's carbon footprint as well. Vinyl's long lifespan and low-maintenance nature can further lessen your impact on the environment as no painting, staining or other maintenance-related products are needed.



## A LIFETIME OF PROTECTION

Regency 400 Series windows encompass all of the hallmarks of exceptional window design – enduring quality and energy efficiency, along with functional beauty and maintenance freedom. Tested and proven, Regency 400 Series windows are a smart investment in your home and are endorsed by a lifetime limited warranty.<sup>5</sup>



## BRING GENTEK QUALITY HOME

When you choose new windows for your home, you're choosing much more than the frame, sashes and glass – you are choosing the company that stands behind the product.

At Gentek, we are dedicated to providing superior quality and excellent value for you, our customer, and are continually researching and developing innovations that achieve new heights in world-class product performance. We further demonstrate our commitment to excellence through our voluntary participation in rigorous testing and quality assurance certifications from independent agencies.



1001 Corporate Drive | Burlington, ON L7L 5V5  
gentek.ca | *Make us a part of your home.*



<sup>1</sup>See your Gentek Sales Representative for additional information regarding any questions you might have, or any assertions herein, concerning energy efficiency or savings. Energy savings will vary. Energy savings assume proper installation and use. Not all products are ENERGY STAR-certified. <sup>2</sup>Insulated glass (IG) units that require capillary tubes may experience some argon gas depletion. <sup>3</sup>Sashes on larger slider windows may be difficult to lift out due to weight. <sup>4</sup>Optional black painted interior finish is available for casement, awning, special shape and picture windows only; the finish is not covered by the Regency 400 Series warranty. <sup>5</sup>For a copy of the written product warranty please visit [www.gentek.ca/support/warranty/](http://www.gentek.ca/support/warranty/) or contact your Gentek Sales Representative. Limited warranty does not apply to damage caused by faulty or improper installation, or causes outside of Gentek's control. Colours may be slightly different from their appearance in this brochure. Make final colour selections using actual product samples. All specifications and designs subject to change without notice. Due to product changes, improvements and other factors, Gentek reserves the right to change or delete information contained herein without prior notice. **WARNING:** Screen will not stop child from falling out of window; keep child away from open window. The only purpose of the screen is to help reduce infiltration of insects. Trademarks mentioned in this document are the property of Gentek Building Products, its affiliates, or their respective owners. ENERGY STAR logo reproduced with permission of the Minister of Natural Resources Canada, 2004. Accessible formats and communication supports available upon request.