

# ALIGN<sup>®</sup>

COMPOSITE CLADDING

## CLADDING, TRIM AND ACCESSORY CATALOGUE

2024



 GENTEK<sup>®</sup>

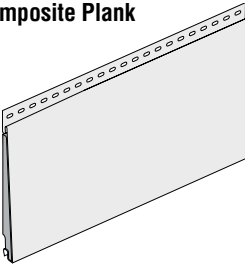
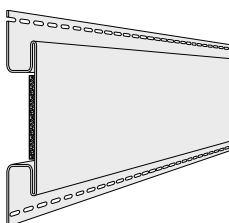
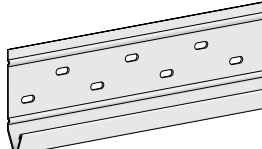
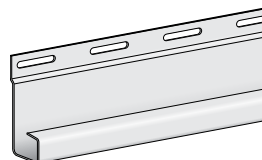

# ALIGN COMPOSITE CLADDING HAS ARRIVED – AND THERE'S NOTHING ELSE LIKE IT

Superior aesthetics with installation ease and one of the best overall market values: everything perfectly **ALIGNs** in this innovative composite cladding from Gentek.

## COLOUR DEFINES THE DESIGN

From deep saturated neutrals to bold shades and light-changing grays, ALIGN's on-trend colour palette makes it easy to achieve signature style.



PRODUCT	CODE	DESCRIPTION	COLOURS	PACKAGING
<b>7" ALIGN Composite Plank</b> 	CP700	7" exposure 12'3" length 3/4" projection Cedar mill texture Low-gloss finish Reinforced nail hem	Almond 632 Chesapeake Gray 872 Coastal Blue 625 Dark Drift 655 Dover Gray 127 Hudson Slate 873 Iron Ore 642 Majestic Brick 876 Marine Dusk 877 Meadow Fern 874 Midnight Surf 652 Monterey Sand 673 Moonlit Moss 653 Pebble 628 Rockport Brown 875 Rockwell Blue 637 Smoked Timber 878 Snow White 01 Storm 631 Windswept Smoke 651	1 sq/carton 14 planks/carton
	CP701 (Cedar mill) CP702 (Matte)	12" exposure 12' length 3/4" projection Cedar mill texture Matte texture Low-gloss finish Reinforced nail hem	Almond 632 Chesapeake Gray 872 Coastal Blue 625 Dark Drift 655 Dover Gray 127 Hudson Slate 873 Iron Ore 642 Majestic Brick 876 Marine Dusk 877 Meadow Fern 874 Midnight Surf 652 Monterey Sand 673 Moonlit Moss 653 Pebble 628 Rockport Brown 875 Rockwell Blue 637 Smoked Timber 878 Snow White 01 Storm 631 Windswept Smoke 651	0.96 sq/carton 8 planks/carton
<b>5-1/2" ALIGN Composite H-Trim</b> 	CP003	5-1/2" exposure 16' length 3/4" channel pocket Matte texture Low-gloss finish	Almond 632 Chesapeake Gray 872 Coastal Blue 625 Dark Drift 655 Dover Gray 127 Hudson Slate 873 Iron Ore 642 Majestic Brick 876 Marine Dusk 877 Meadow Fern 874 Midnight Surf 652 Monterey Sand 673 Moonlit Moss 653 Pebble 628 Rockport Brown 875 Rockwell Blue 637 Smoked Timber 878 Snow White 01 Storm 631 Windswept Smoke 651	10 pcs/carton
<b>2-1/2" ALIGN Steel Starter Strip</b> 	CP001	G90 Galvanized Steel 10' length	Universal	24 pcs/carton
<b>ALIGN Finish Trim</b> 	CP011	12'6" length	Universal	20 pcs/carton
<b>Nail Slot Punch</b> 	5244R	Elongates nail slot		1 pc/carton

# CELLULAR CORNERS AND ACCESSORIES

PRODUCT	DESCRIPTION	COLOURS
<b>3-1/2" Outside Corner Post with Nailing Flange</b>	3-1/2" face 3/4" receiving channel Smooth finish	White

PRODUCT	DESCRIPTION	COLOURS
<b>5-1/2" Outside Corner Post with Nailing Flange</b>	5-1/2" face 3/4" receiving channel Smooth finish	White

<b>3-1/2" Outside Corner Post with Receiving Channel</b>	3-1/2" face 3/4" receiving channel Smooth finish Nominal size: 5/4 x 4	White

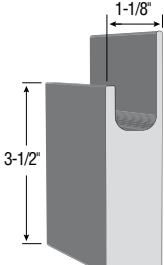
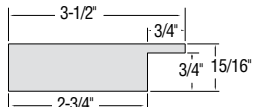
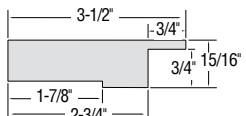
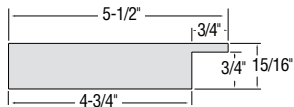
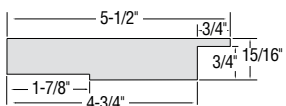
<b>5-1/2" Outside Corner Post with Receiving Channel</b>	5-1/2" face 3/4" receiving channel Smooth finish Nominal size: 5/4 x 6	White

<b>Brickmould with J-Channel and Nailing Flange</b>	3/4" receiving channel Smooth finish  Note: Design and dimensions may vary.	White

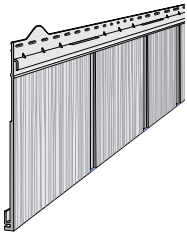

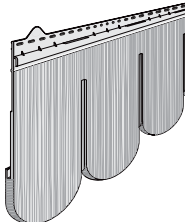
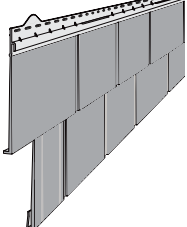
<b>Solid Trim Board</b>	2-1/2" 3-1/2" 4-1/2" 5-1/2" 7-1/4" 9-1/4" 11-1/4" 15-1/4"	20' length Smooth finish Nominal size: 5/4  Note: Use for skirt board, band board and other trim applications. Field routing a receiving channel may be required.	White

<b>Historic Sill Moulding</b>	Smooth finish  Note: Design and dimensions may vary.	White

<b>Water Table Moulding</b>	Smooth finish  Note: Field removal of flange required. Design and dimensions may vary.	White

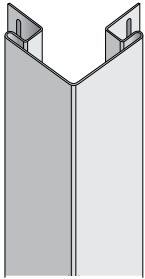



PRODUCT	DESCRIPTION	COLOURS
<p><b>3-1/2" Casing with J-Channel and Nailing Flange</b></p> 	<p>3-1/2" face 3/4" receiving channel Natural cedargrain texture</p>	<p>White</p>
<p><b>3-1/2" Casing with Receiving Channel</b></p> 	<p>3-1/2" face 3/4" receiving channel Natural cedargrain texture Nominal size: 5/4 x 4</p>	<p>White</p>
<p><b>3-1/2" Casing with Receiving Channel and Nailing Flange Cutout</b></p> 	<p>3-1/2" face 3/16" x 1-7/8" window nailing flange cutout 3/4" receiving channel Natural cedargrain texture Nominal size: 5/4 x 4</p>	<p>White</p>
<p><b>5-1/2" Casing with Receiving Channel</b></p> 	<p>5-1/2" face 3/4" receiving channel Natural cedargrain texture Nominal size: 5/4 x 6</p>	<p>White</p>
<p><b>5-1/2" Casing with Receiving Channel and Nailing Flange Cutout</b></p> 	<p>5-1/2" face 3/16" x 1-7/8" window nailing flange cutout 3/4" receiving channel Natural cedargrain texture Nominal size: 5/4 x 6</p>	<p>White</p>

# COLOUR-MATCHED SHAKES/SCALLOPS

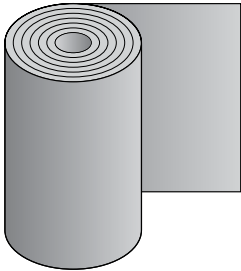
PRODUCT	CODE	DESCRIPTION	COLOURS				PACKAGING
<b>Traditional Shake</b> 	68300*	Single 7" exposure	Almond	632	Midnight Surf	652	13 pcs/carton (1/2 sq/carton)
	68300W*	Polypropylene panel	Chesapeake Gray	872	Monterey Sand	673	
		81.29" length	Coastal Blue	625	Moonlit Moss	653	
		5/8" nom. butt height	Dark Drift	655	Pebble	628	
		Deep cedargrain texture	Dover Gray	127	Rockport Brown	875	
			Hudson Slate	873	Rockwell Blue	637	
			Iron Ore	642	Smoked Timber	878	
			Majestic Brick	876	Snow White	01	
			Marine Dusk	877	Storm	631	
			Meadow Fern	874	Windswept Smoke	651	
<b>Hand-Split Shake</b> 	68304*	Single 9" exposure	Almond	632	Midnight Surf	652	11 pcs/carton (1/2 sq/carton)
		Polypropylene panel	Chesapeake Gray	872	Monterey Sand	673	
		75-1/2" length	Coastal Blue	625	Moonlit Moss	653	
		5/8" nom. butt height	Dark Drift	655	Pebble	628	
		Deep cedargrain texture	Dover Gray	127	Rockport Brown	875	
		Staggered edge bottom	Hudson Slate	873	Rockwell Blue	637	
			Iron Ore	642	Smoked Timber	878	
			Majestic Brick	876	Snow White	01	
			Marine Dusk	877	Storm	631	
			Meadow Fern	874	Windswept Smoke	651	
<b>Scallops</b> 	68302*	Single 6-1/4" exposure	Almond	632	Midnight Surf	652	15 pcs/carton (1/2 sq/carton)
		Polypropylene panel	Chesapeake Gray	872	Monterey Sand	673	
		76.86" length	Coastal Blue	625	Moonlit Moss	653	
		1/2" nom. butt height	Dark Drift	655	Pebble	628	
		Natural cedargrain texture	Dover Gray	127	Rockport Brown	875	
			Hudson Slate	873	Rockwell Blue	637	
			Iron Ore	642	Smoked Timber	878	
			Majestic Brick	876	Snow White	01	
			Marine Dusk	877	Storm	631	
			Meadow Fern	874	Windswept Smoke	651	
<b>Cape Cod Shingle</b> 	68306*	Double 5" exposure	Almond	632	Midnight Surf	652	11 pcs/carton (1/2 sq/carton)
		Polypropylene panel	Chesapeake Gray	872	Monterey Sand	673	
		67.33" length	Coastal Blue	625	Moonlit Moss	653	
		1/2" nom. butt height	Dark Drift	655	Pebble	628	
		Natural cedargrain texture	Dover Gray	127	Rockport Brown	875	
			Hudson Slate	873	Rockwell Blue	637	
			Iron Ore	642	Smoked Timber	878	
			Majestic Brick	876	Snow White	01	
			Marine Dusk	877	Storm	631	
			Meadow Fern	874	Windswept Smoke	651	

68560-00 starter strip used for all shake/scallop products listed above.

\*Per panel product code. Extended lead times and minimum order quantities may apply.

PRODUCT	CODE	DESCRIPTION	COLOURS			PACKAGING					
<b>Outside Corner Post</b> 	65504/ 65524 (Dark Colours)	3-1/2" Face 10' length 3/4" receiving channel Brushed finish	Almond	632	Midnight Surf	652	10 pcs/carton				
			Chesapeake Gray	872	Monterey Sand	673					
			Coastal Blue	625	Moonlit Moss	653					
			Dark Drift	655	Pebble	628					
			Dover Gray	127	Rockport Brown	875					
			Hudson Slate	873	Rockwell Blue	637					
			Iron Ore	642	Smoked Timber	878					
			Majestic Brick	876	Snow White	01					
			Marine Dusk	877	Storm	631					
			Meadow Fern	874	Windswept Smoke	651					
			<hr/>								
			<b>Inside Corner Post</b> 	65520/ 65521 (Dark Colours)	10' length 3/4" receiving channel Brushed finish	Almond		632	Midnight Surf	652	10 pcs/carton
						Chesapeake Gray		872	Monterey Sand	673	
						Coastal Blue		625	Moonlit Moss	653	
						Dark Drift		655	Pebble	628	
Dover Gray	127	Rockport Brown				875					
Hudson Slate	873	Rockwell Blue				637					
Iron Ore	642	Smoked Timber				878					
Majestic Brick	876	Snow White				01					
Marine Dusk	877	Storm				631					
Meadow Fern	874	Windswept Smoke				651					
<hr/>											
<b>J-Channel</b> 	65533	3/4" face 12' length 3/4" receiving channel Brushed finish				Almond	632	Midnight Surf	652	40 pcs/carton	
						Chesapeake Gray	872	Monterey Sand	673		
						Coastal Blue	625	Moonlit Moss	653		
						Dark Drift	655	Pebble	628		
			Dover Gray	127	Rockport Brown	875					
			Hudson Slate	873	Rockwell Blue	637					
			Iron Ore	642	Smoked Timber	878					
			Majestic Brick	876	Snow White	01					
			Marine Dusk	877	Storm	631					
			Meadow Fern	874	Windswept Smoke	651					
			<hr/>								
			<b>Wide Face J-Channel</b> 	65538	2-1/2" face 12' length 3/4" receiving channel Brushed finish	Snow White	01				18 pcs/carton

# ALUMINUM FLATSTOCK

PRODUCT	CODE	DESCRIPTION	COLOURS			
<b>Aluminum Flatstock</b> 	3037	24" x 98'-1/2" (Both sides painted) 55.34 lbs/roll (25.10 kg)	Almond	632	Midnight Surf	652
			Chesapeake Gray	872	Monterey Sand	673
			Coastal Blue	625	Moonlit Moss	653
			Dark Drift	655	Pebble	628
			Dover Gray	127	Rockport Brown	875
			Hudson Slate	873	Rockwell Blue	637
			Iron Ore	642	Smoked Timber	878
			Majestic Brick	876	Snow White	01
			Marine Dusk	877	Storm	631
			Meadow Fern	874	Windswept Smoke	651

NOTE: Colour over Bright White, Light Gauge. Reverse side is Bright White.

## SHERWIN-WILLIAMS® COLOUR MATCH FORMULAS

Colour Name	Colour Cast Eco Toner	oz.	32	64	128
<b>SNOW WHITE</b>	W1 White	12	-	-	-
SW Colour ID: GBP0019					

Colour Name	Colour Cast Eco Toner	oz.	32	64	128
<b>ALMOND</b>	L1 Blue	-	4	-	1
	R3 Magenta	-	8	-	1
	Y3 Deep Gold	-	23	1	1
SW Colour ID: GBP0002					

Colour Name	Colour Cast Eco Toner	oz.	32	64	128
<b>MONTEREY SAND</b>	B1 Black	-	16	1	1
	R3 Magenta	-	8	-	-
	Y3 Deep Gold	-	32	1	1
SW Colour ID: GBP0013					

Colour Name	Colour Cast Eco Toner	oz.	32	64	128
<b>PEBBLE</b>	W1 White	2	39	1	1
	L1 Blue	-	9	-	-
	N1 Raw Umber	8	12	-	1
	R2 Maroon	-	3	-	-
SW Colour ID: GBP0015					

Colour Name	Colour Cast Eco Toner	oz.	32	64	128
<b>DARK DRIFT</b>	B1 Black	2	46	1	1
	R2 Maroon	-	4	1	-
	R3 Magenta	2	-	1	-
	Y3 Deep Gold	6	12	-	1
SW Colour ID: GBP0003					

Colour Name	Colour Cast Eco Toner	oz.	32	64	128
<b>ROCKPORT BROWN</b>	B1 Black	6	2	1	1
	R2 Maroon	-	31	1	1
	R3 Magenta	-	3	1	-
	Y3 Deep Gold	4	26	-	-
SW Colour ID: GBP0009					

Colour Name	Colour Cast Eco Toner	oz.	32	64	128
<b>SMOKED TIMBER</b>	W1 White	-	11	-	-
	B1 Black	-	33	1	-
	L1 Blue	-	45	1	1
	R3 Magenta	2	41	1	1
SW Colour ID: GBP0016	Y3 Deep Gold	2	59	1	1

Colour Name	Colour Cast Eco Toner	oz.	32	64	128
<b>DOVER GRAY</b>	B1 Black	-	40	-	-
	R2 Maroon	-	1	-	1
	Y3 Deep Gold	-	9	1	1
SW Colour ID: GBP0021					

Colour Name	Colour Cast Eco Toner	oz.	32	64	128
<b>CHESAPEAKE GRAY</b>	W1 White	4	15	-	1
	B1 Black	2	29	-	-
	N1 Raw Umber	4	19	1	1
SW Colour ID: GBP0017					

Colour Name	Colour Cast Eco Toner	oz.	32	64	128
<b>STORM</b>	W1 White	2	26	-	-
	L1 Blue	-	21	1	1
	N1 Raw Umber	6	60	-	-
	R3 Magenta	-	33	-	-
	G2 New Green	-	6	-	-
	Y3 Deep Gold	-	7	-	-
SW Colour ID: GBP0018					

Colour Name	Colour Cast Eco Toner	oz.	32	64	128
<b>HUDSON SLATE</b>	W1 White	-	56	1	-
	B1 Black	2	39	1	1
	G2 New Green	-	-	1	1
	N1 Raw Umber	6	22	1	-
	R2 Maroon	-	8	1	-
SW Colour ID: GBP0001					

Colour Name	Colour Cast Eco Toner	oz.	32	64	128
<b>WINDSWEPT SMOKE</b>	B1 Black	6	47	-	1
	R2 Maroon	-	20	1	-
	Y3 Deep Gold	2	60	-	1
SW Colour ID: GBP0006					

Colour Name	Colour Cast Eco Toner	oz.	32	64	128
<b>IRON ORE</b>	W1 White	-	8	-	1
	L1 Blue	2	56	1	-
	R2 Maroon	-	24	-	1
	R3 Magenta	2	18	-	-
	Y3 Deep Gold	2	21	-	-
SW Colour ID: GBP0005					

Colour Name	Colour Cast Eco Toner	oz.	32	64	128
<b>COASTAL BLUE</b>	W1 White	2	36	1	1
	L1 Blue	4	34	-	-
	R2 Maroon	-	27	-	-
SW Colour ID: GBP0011	R3 Magenta	-	13	1	1

Colour Name	Colour Cast Eco Toner	oz.	32	64	128
<b>ROCKWELL BLUE</b>	W1 White	-	63	-	1
	L1 Black	2	61	-	-
	B1 Blue	-	57	-	1
	N1 Raw Umber	2	43	-	-
SW Colour ID: GBP0010	R3 Magenta	-	31	1	1

Colour Name	Colour Cast Eco Toner	oz.	32	64	128
<b>MIDNIGHT SURF</b>	W1 White	-	9	1	-
	B1 Black	8	18	-	1
	Y3 Deep Gold	-	36	-	1
SW Colour ID: GBP0012					

Colour Name	Colour Cast Eco Toner	oz.	32	64	128
<b>MARINE DUSK</b>	L1 Blue	4	29	-	-
	R2 Maroon	-	12	-	-
	R3 Magenta	4	22	-	-
	Y3 Deep Gold	2	1	-	-
SW Colour ID: GBP0020					

Colour Name	Colour Cast Eco Toner	oz.	32	64	128
<b>MEADOW FERN</b>	W1 White	-	29	1	-
	B1 Black	-	45	-	-
	L1 Blue	-	23	1	1
	N1 Raw Umber	8	29	1	-
SW Colour ID: GBP0014					

Colour Name	Colour Cast Eco Toner	oz.	32	64	128
<b>MOONLIT MOSS</b>	B1 Black	6	4	-	1
	Y3 Deep Gold	2	59	1	1
SW Colour ID: GBP0007					

Colour Name	Colour Cast Eco Toner	oz.	32	64	128
<b>MAJESTIC BRICK</b>	L1 Blue	-	56	-	-
	R2 Maroon	2	18	-	1
	R3 Magenta	4	25	-	1
	Y3 Deep Gold	2	28	1	-
SW Colour ID: GBP0008					

**Please note:** Gentek is not responsible for paint colour formulation. Matching paint colours may vary slightly from colours of ALIGN product. Consult with Sherwin-Williams personnel prior to use. All paint colour matches are determined with Sherwin-Williams SuperPaint® Exterior Acrylic Latex Satin Finish in one gallon quantities. Use Sherwin-Williams colour ID for quantities and finishes other than Sherwin-Williams one gallon SuperPaint Exterior Acrylic Latex Satin Finish. **Sherwin-Williams Stores:** The SW colour ID can be found under the "Competitive Colour" menu. The colours can be found under the company name COIL NA.



1001 Corporate Drive | Burlington, ON L7L 5V5  
 gentek.ca | *Make us a part of your home.*



Product improvement policy: Gentek Building Products is constantly improving product designs and manufacturing processes. We therefore must reserve the right to change specifications without notice. Please consult Gentek Building Products for current details. Colours may be slightly different from their appearance in this brochure. Make final colour selections using actual product samples. Trademarks mentioned in this document are the property of Gentek Building Products, its affiliates, or their respective owners. Accessible formats and communication supports are available upon request.